

# MICHELIN XDE 2

**E**

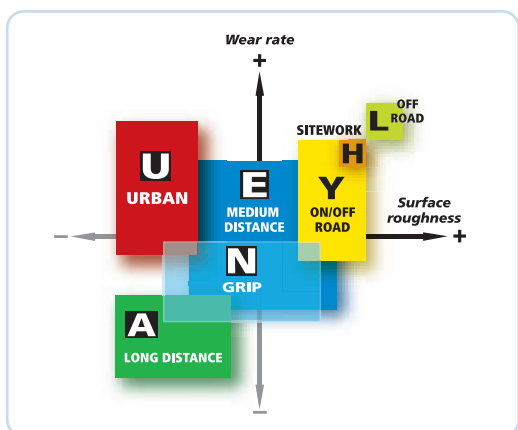
**MEDIUM DISTANCE**



**DRIVE TYRE FOR  
7.5 TO 12.5 TONNE  
LIGHT TRUCKS**

**FOR  
NATIONAL, REGIONAL AND  
URBAN OPERATIONS**

- **IMPROVED MILEAGE POTENTIAL\***
- **IMPROVED GRIP\***
- **REDUCED COST PER KILOMETRE\***



\* compared to Michelin XDE 1




# MICHELIN XDE 2

## DRIVE TYRE FOR 7.5 TO 12.5 TON LIGHT TRUCKS

### IMPROVED MILEAGE POTENTIAL\*

- Approximately 20% increase in mileage potential due to a new rubber compound
- Improved wear pattern due to the new Michelin technology 'Double Wave Sipe'
- A tyre which is both regroovable and retreadable prolonging the potential tyre life



**Double Wave Sipe**

**Sidewall protection rib**



### IMPROVED GRIP\*

- Grip improved due to the new Michelin technology patented 'Double Wave Sipe'

### REDUCED COST PER KILOMETRE

- Road handling improved in even difficult conditions, thanks to the new Michelin technology 'Double Wave Sipe'
- Sidewall protectors help to reduce down time due to side wall damage




\* compared to Michelin XDE 1

DIMENSIONS					
205/75 R 17.5	124/122M	215/75 R 17.5	126/124M	225/75 R 17.5	129/127M
235/75 R 17.5	132/130M	245/70 R 17.5	136/134M	265/70 R 17.5	140/138M

For more information: [www.michelintransport.com](http://www.michelintransport.com)

Michelin products are manufactured from high quality materials to high tolerances, ensuring a uniform and consistent performance. Correct application, fitting, inflation and regular inspection of the product are essential to its safe and efficient operation. Remix and the tyre designations mentioned are trademarks of Michelin. For further information about any of the products in this document, contact your local Michelin Representative or the Technical Liaison Helpline on 0845 3661535.



# MICHELIN XZE 2

**E**

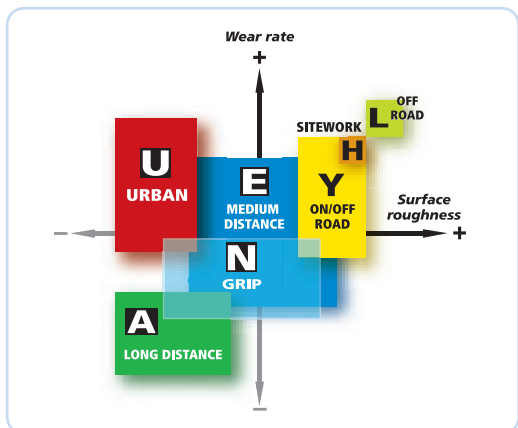
**MEDIUM DISTANCE**



**STEER AND DRIVE TYRE FOR 7.5 TO 12.5 TONNE LIGHT TRUCKS**

FOR NATIONAL, REGIONAL AND URBAN OPERATIONS

- **IMPROVED MILEAGE POTENTIAL\***
- **BETTER CASING ACCEPTANCE FOR MICHELIN REMIX\***
- **IMPROVED GRIP\***



\* compared to Michelin XZE 1



## MICHELIN XZE 2

### STEER AND DRIVE TYRE FOR 7.5 TO 12.5 TON LIGHT TRUCKS

#### IMPROVED MILEAGE POTENTIAL\*

- Approximately 10% increase in mileage potential
- Improved wear pattern due to improved casing design
- A tyre which is both regroovable and retreadable prolonging the potential tyre life




#### BETTER CASING ACCEPTANCE FOR MICHELIN REMIX\*

- New tread pattern which reduces the retention of stones
- Sidewalls have three rubber strips to reduce kerbing damage

#### IMPROVED GRIP\*

- Water clearance improved by longitudinal grooves



**Sidewall protection rib**

\* compared to Michelin XZE 1

DIMENSIONS					
205/75 R 17.5	124/122M	215/75 R 17.5	126/124M	225/75 R 17.5	129/127M
235/75 R 17.5	132/130M	245/70 R 17.5	136/134M	265/70 R 17.5	140/138M

For more information: [www.michelintransport.com](http://www.michelintransport.com)

Michelin products are manufactured from high quality materials to high tolerances, ensuring a uniform and consistent performance. Correct application, fitting, inflation and regular inspection of the product are essential to its safe and efficient operation. Remix and the tyre designations mentioned are trademarks of Michelin. For further information about any of the products in this document, contact your local Michelin Representative or the Technical Liaison Helpline on 0845 3661535.